

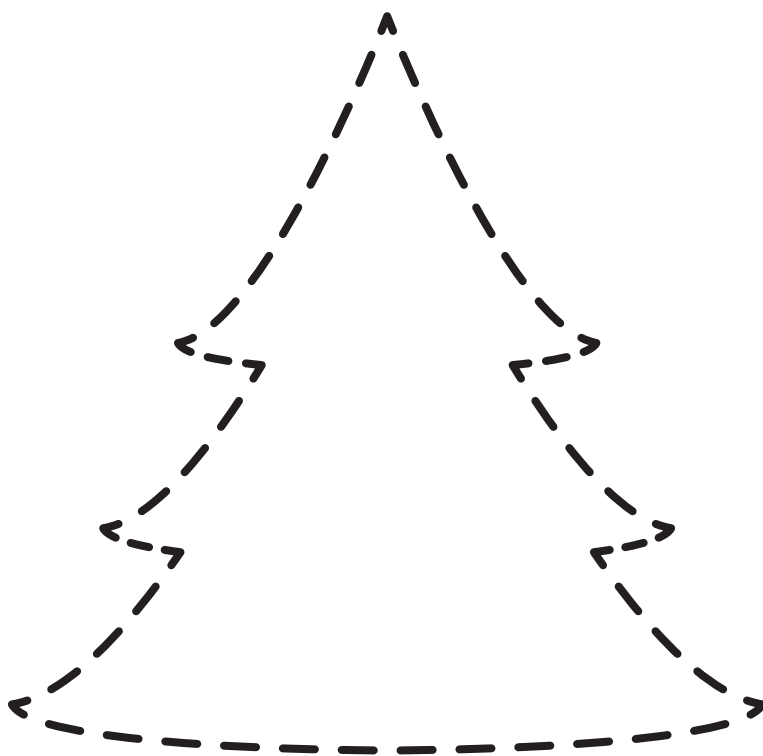
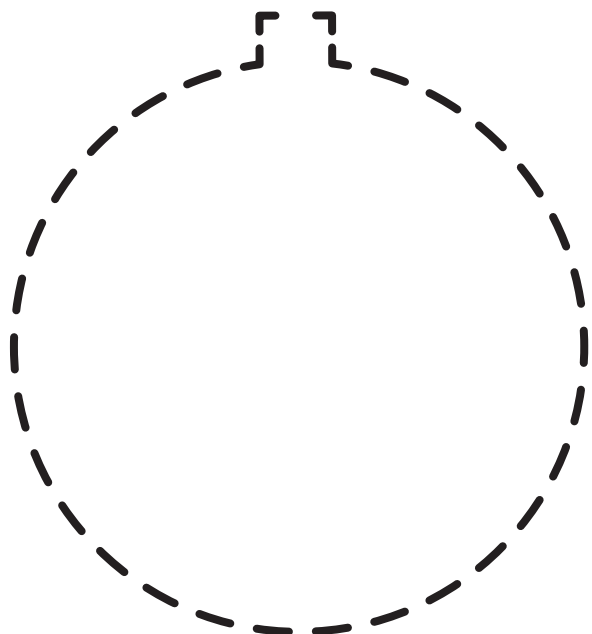
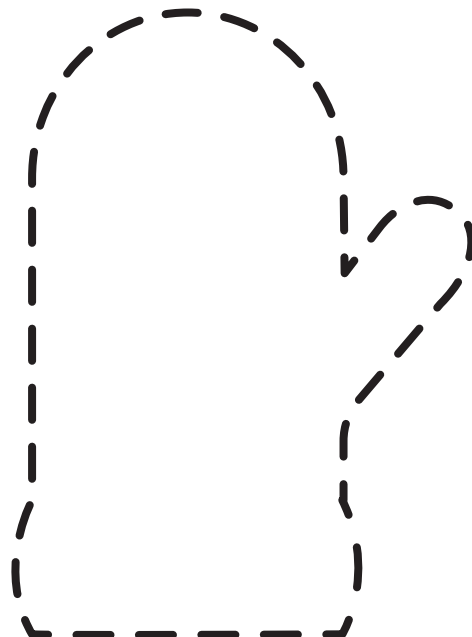
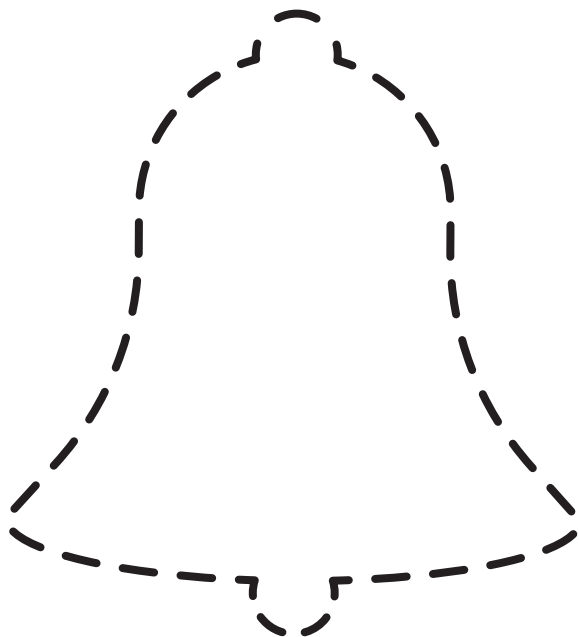
Name: \_\_\_\_\_

Pre-K

Cutting skills

# Christmas cutting practice

Directions: Cut out the pictures. Then decorate them however you want!




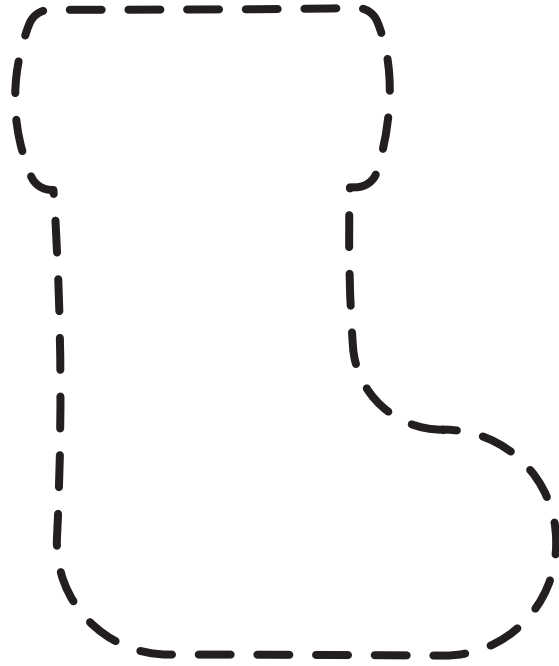
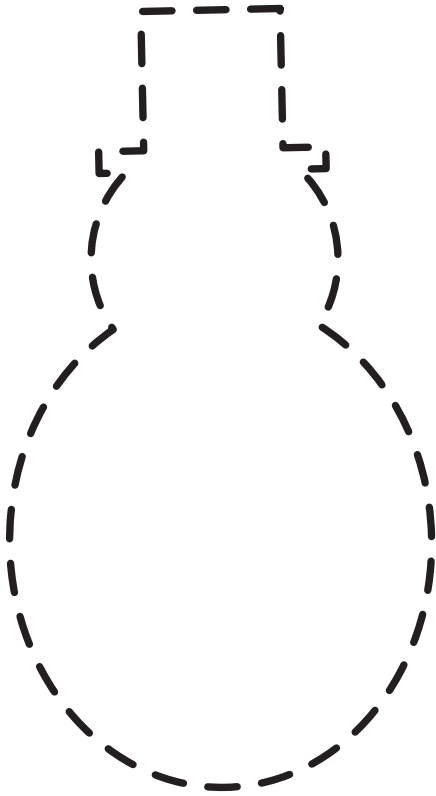
Name: \_\_\_\_\_

Pre-K

Cutting skills

# Christmas cutting practice

Directions: Cut out the pictures. Then decorate them however you want!




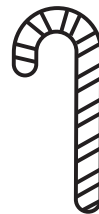
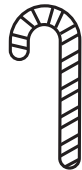

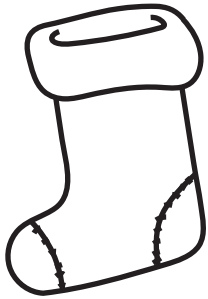
Name: \_\_\_\_\_

Pre-K

Comparing sizes

# Which one is the BIGGEST?

Directions: Circle the picture that's the biggest.














Name: \_\_\_\_\_

Pre-K

Comparing sizes

# Which one is the smallest?

Directions: Circle the picture that's the smallest.



Name: \_\_\_\_\_

Pre-K

Counting to 10

# Christmas counting

Directions: Count how many are there, then write the numbers.



Name: \_\_\_\_\_

Pre-K

Problem solving

# It's hot chocolate time!

Directions: Find the way for the marshmallows to the hot chocolate.




Name: \_\_\_\_\_

Pre-K

Numbers 1-8

# Christmas color by number



- |            |           |            |                |
|------------|-----------|------------|----------------|
| 1 = red    | 2 = green | 3 = yellow | 4 = light blue |
| 5 = purple | 6 = pink  | 7 = orange | 8 = dark blue  |

Name: \_\_\_\_\_

Pre-K

Scissor skills

# Christmas cut & paste

Directions: Cut out the puzzle pieces and paste them in the right spot.

