

NAME & LETTER SORT



Preschool, Pre-K, & Kindergarten



In My Name ✓		Not In My Name ✗	
UPPERCASE		lowercase	
Holes ○		No Holes ⊘	
Straight		Both)	
		Curvy)	

Letters placed in the sort:

- In My Name, Uppercase, No Holes:** X, S
- In My Name, Uppercase, Holes:** T
- In My Name, Uppercase, Both:** R
- In My Name, Uppercase, Curvy:** P, O
- In My Name, Lowercase, No Holes:** n
- In My Name, Lowercase, Holes:** w
- In My Name, Lowercase, Both:** i
- In My Name, Lowercase, Curvy:** a

FREE  

© Littles Love Learning

Thank You For Downloading!

© Littles Love Learning

Thank you so much for downloading this product! If you have any questions, please email me:

erin@littleslovelearning.com



Also, please head to LittlesLoveLearning.com to subscribe for our weekly emails. As a bonus, you'll gain access to all of our FREE activities to help your little learners.

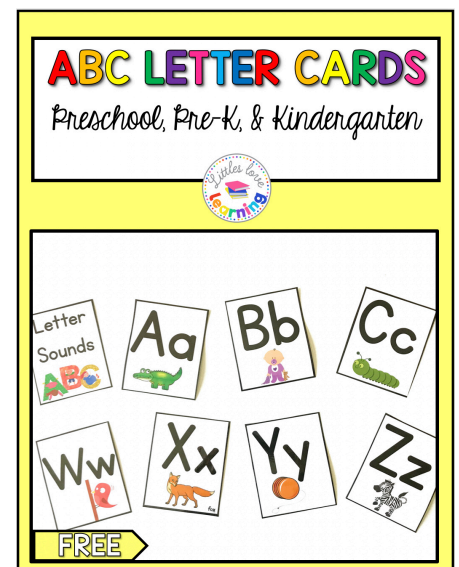

Happy Learning!

Erin




Loving This Freebie?

Then you're sure to love these activities, too! Click each picture to check them out!



NAME AND LETTER SORT

PRESCHOOL & KINDERGARTEN



Materials:

Alphabet Cards

Letter Sorting Mats

Optional:

- Use other alphabet manipulatives you have (magnetic letters, letter stickers, letter cookies, etc.)

Prep:

Print & cut the Alphabet Cards

Print the Letter Sorting Mats

Optional:

- Laminate the cards for more durability
- Laminate the mats and use with a dry-erase marker

NAME AND LETTER SORT

PRESCHOOL & KINDERGARTEN

Directions

Have your little one name each letter. Then have them sort the letters into the correct columns.


Extension Activities

- Hide the letters in a sensory bin before your little one finds them. Some great sensory bin fillers include rice, dried pasta, beans, crinkly paper, cheerios, etc.
- Have your little one write the letters on the sorting mat in the correct spot. If you laminate the mats first or put them in a clear plastic sheet, your little one can use a dry-erase marker and reuse them over and over.
- Match the uppercase and lowercase letters together.
- Use the letters to spell simple CVC words (cat, dog, man) or sight words (go, in, to).
- Sort the letters into consonants and vowels.
- Talk about the beginning sound that each letter makes.
- Play a game of *Memory* by flipping the cards over and trying to get a match of upper- and lowercase.
- Play a game of *Go Fish* by trying to get a match of upper- and lowercase.
- Make the letters out of shaving cream or in a tray of rice, or form each letter out of play dough.

In My Name




Not In My Name




UPPERCASE


lowercase



Holes




No Holes





Straight



Both



Curvy



A

B

C

D

E

F

G

H

I

J

K

L

M

N

O

P

Q

R

S

T

U

V

W

X

a

b

c

d

e

f

g

h

i

j

k

l

m

n

o

p

q

r

s

t

u

v

w

x

Y

Z


y

z

In My Name




Not In My Name




UPPERCASE



lowercase



Holes




No Holes






Straight



Both



Curvy



A

B

C

D

E

F

G

H

I

J

K

L

M

N

O

P

Q

R

S

T

U

V

W

X

a

b

c

d

e

f

g

h

i

j

k

l

m

n

o

p

q

r

s

t

u

v

w

x

Y

Z

y


z

Terms of Use. Please Read.

© Littles Love Learning

All rights reserved. Purchase of this unit entitles the purchaser the right to reproduce the pages in limited quantities **for single classroom or home use only**. Do not email this document to your family, friends, or colleagues. Duplication for an entire school, an entire school system, or commercial purposes is strictly forbidden without written permission from the author.

Copying **any** part of this product and placing it **on the Internet in any form (even a personal/classroom website)** is strictly forbidden and is a violation of the Digital Millennium Copyright Act (DMCA). These items can be picked up in a google search and then shared worldwide for free. Thank you for respecting my work!



You May:

- Use this item for personal/student use in a single classroom or home.
- Enjoy this product for years to come (check back for updated versions)! 😊

You May Not:

- Send this digital file to others.
- Print or makes copies for use by others.
- Post this item on a website for download. This includes personal websites, district websites, etc.
- Post this item or any like copy for sale or for free.



Font & Clip Art Credits:

